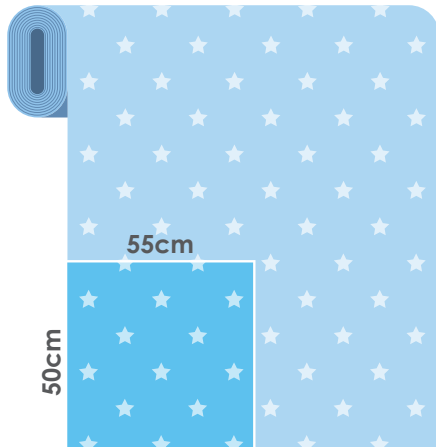


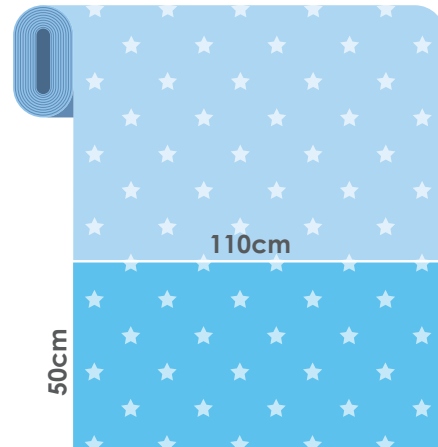


Fabric measurement guide

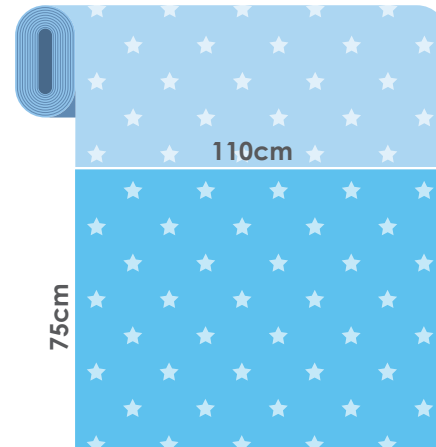
If you're new to purchasing fabric, you'll notice that the minimum size you can usually purchase fabric in is a 'fat quarter'. We've put together this handy guide to give you a visual reference point for the sizing options we offer.



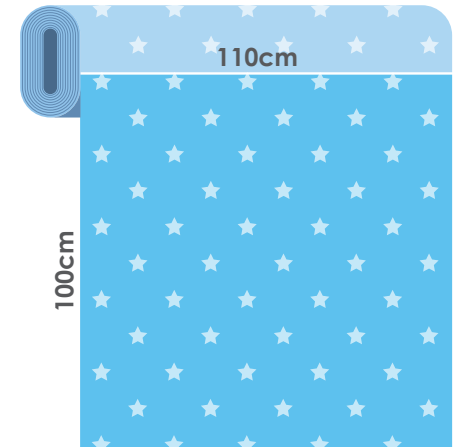
single Fat Quarter



2 Fat Quarters
or half a metre



3 Fat Quarters
or 3/4 of a metre



4 Fat Quarters
or one metre

the maximum width of a fabric bolt is 112cm, with selvages each side. the selvedge is simply the finishing of the fabric so that it doesn't fray at the edges. they can be sewn into your seam allowance, so it doesn't have to be wasted.

a fat quarter is a traditional method used by quilters for measuring fabric. it is a 50 x 56cm cut from the bolt of fabric. You can see from

our guide how multiple fat quarter orders are calculated. any orders of half metre or metre multiples, will receive the maximum width of fabric (approximately 112cm). multiple orders of the same fabric will always be sent as one piece.

We do offer 'thin quarters' upon request, these are 25cm cuts across the entire width of the bolt. You'll need to get in touch with us in advance of

placing your order. thin quarters are perfect for projects where you need a really wide, but thin, piece of fabric.

Please note, this guide applies to all fabrics, unless otherwise stated in the product description.

emmasfabricstudio.co.uk